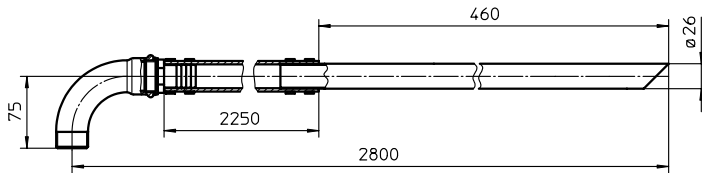
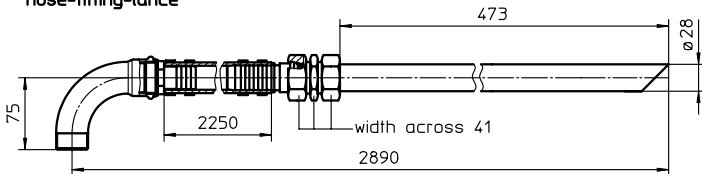


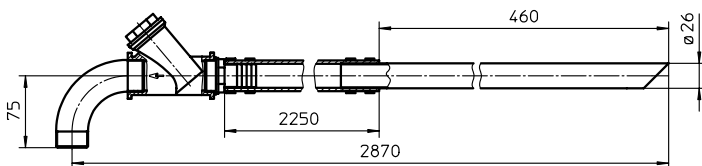
L07
hose-lance



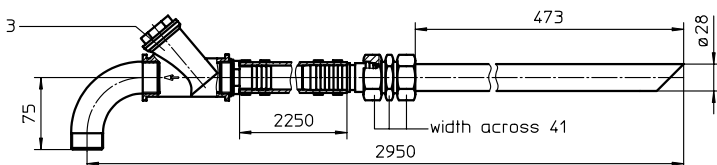
L08
hose-fitting-lance



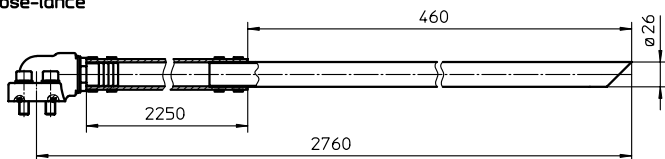
L09
hose-lance-protective filter



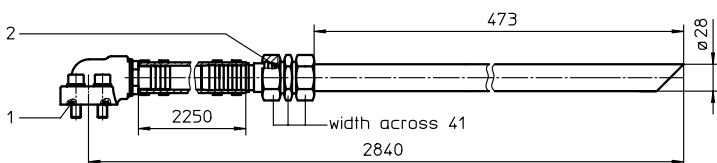
L10
hose-fitting-lance-protective filter



L11
hose-lance



L12
hose-fitting-lance



1. Type index: (ordering example)

Hose line

L07. G. 5. P

1	2	3	4
---	---	---	---

1 series:

- L07 = hose-lance
- L08 = hose-fitting-lance
- L09 = hose-lance-protective filter
- L10 = hose-fitting-lance-protective filter
- L11 = hose-lance
- L12 = hose-fitting-lance

2 connection:

- G = thread L07-L10
- FS = SAE J518c, 3000 PSI L11-L12

3 connection size:

- 5 = G 1 or SAE 1"

4 sealing material:

- P = Nitrile (NBR)
- V = Viton (FPM)

2. Spare parts:

item	qty.	designation	dimension	article-no.	
1	1	O-ring	32,9 x 3,53	318850 (NBR)	- (FPM)
2	1	O-ring	26 x 2	311950 (NBR)	- (FPM)
3	1	strainer insert	SF4.250G	318906	

Changes of measures and design are subject to alteration!

EDV 12/99