

FILLER CAPS



The series TK range of filler caps is composed of styles with breather filter, dipstick for measuring the reservoir fluid level and anti-slosh fins to prevent spillage of oil from the reservoir on mobile equipment.


Temperature

- from -25° to +100°C

Compatibility

- Mineral oils to ISO 2943 - aqueous emulsions
Synthetic fluids, glycol water.

Dimensions



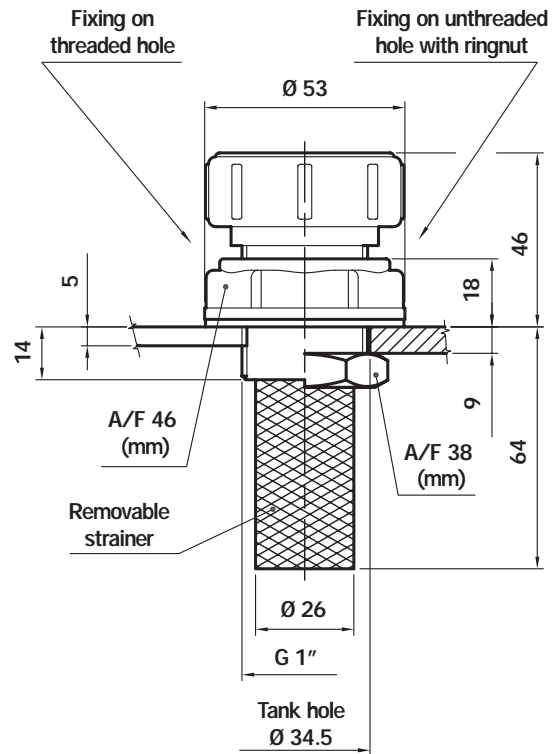
TC50 ((Materials)

- 1 - Cover: Nylon
- 2 - Breather filter: Galvanised steel wire
- 3 - Filler cap: Nylon
- 4 - Strainer: Galvanised Steel/Nylon
AISI 304 Stainless steel/Nylon
- 5 - Collar: Nylon
- 6 - Seal: Inorganic fibre
- 7 - Ringnut: Phosphated steel

**TC50G1.....P01
Threaded reservoir**



**TC50GA.....P01
Unthreaded hole in reservoir**



Weight

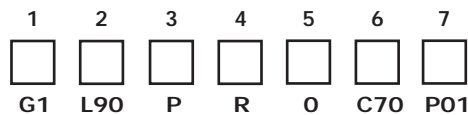
- TC 50 G1: 0,070 Kg
- TC 50 GA: 0,100 Kg

Codice per l'ordinazione

Filler
filler caps
series

TC50

Example: TC50



1 - Connection

- G1 G 1"
- GA With ringnut

2 - Filter element

- L90 Steel

3 - Seals

- P Inorganic fibre

4 - Cover colour

- R Red
- G Yellow

5 - Cover wording

- O Oil
- N Neutral

6 - Strainer

- C70 Strainer L= 70 - Galvanised steel.
- I70 Strainer L= 70 - AISI 304 Stainless steel
- S Without strainer

7 - Options

- P01 MP Standard



TKT (Materials)

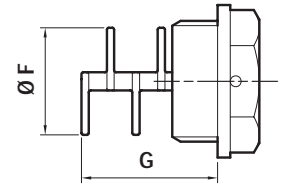
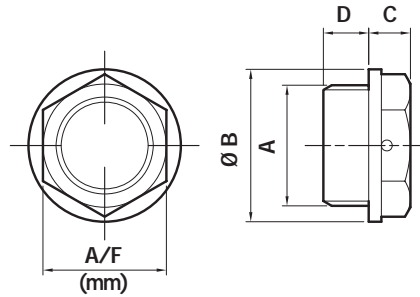
- 1 - Body: Nylon
- 2 - Seals: NBR
Inorganic fibre
- 3 - Labyrinth: Nylon
- 4 - Anti-slosh feature: Nylon
- 5 - Dipstick: Phosphated steel

Quantity per pack
Number of Parts

TKT 25

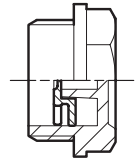
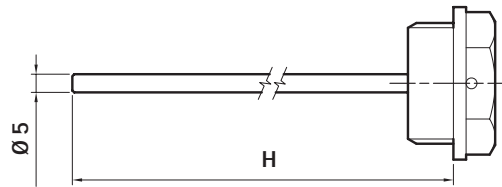
TKT****S

TKT****F



TKT****A

TKT****L



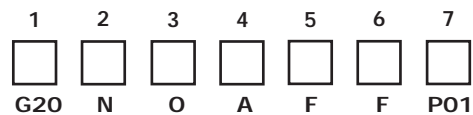
Size	A	ØB	C	A/F (mm)	D	ØF	G	H
G13	G 1/4"	20	7	17	9	-	-	206
G16	G 3/8"	22	8	18	10	13,5	33	207
G20	G 1/2"	28	8	22	11	17,5	34	208
G26	G 3/4"	35	9	27	12	23,5	35	209
G33	G 1"	42	11,5	34	12,5	29,5	37,5	202,5
G42	G 1 1/4"	52	12	42	13	38	40	203
G48	G 1 1/2"	58	14	47	13	38	38	203
G60	G 2"	74	14	64	20	-	-	200

N.B. Seals thickness 2 mm.
Recommended tightening torque 10÷15 Nm.

Threaded round filler caps

TKT

Example: TKT



1 - Size

- G13** G 1/4"
- G16** G 3/8"
- G20** G 1/2"
- G26** G 3/4"
- G33** G 1"
- G42** G 1 1/4"
- G48** G 1 1/2"
- G60** G 2"

2 - Colour

- N** Black nylon

3 - Cover wording

- N** Neutral
- O** Oil

Ordering information

4 - Seal

- A** NBR
x TKT****F and TKT****A
- B** Inorganic fibre
x TKT****S and TKT****L

5 - Style

- S** Without breather
- F** Breather hole

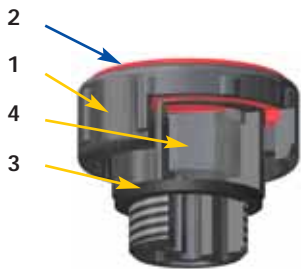
6 - Accessories

- S** Without
- A** Standard dipstick
- F** Anti-slosh feature (except G13-G60)
- L** Labyrinth filter (except G33-G42-G48-G60)

7 - Options

- PO1** MP Standard

Dimensions

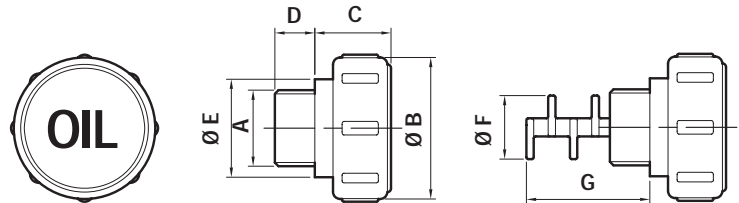


TSD (Materials)

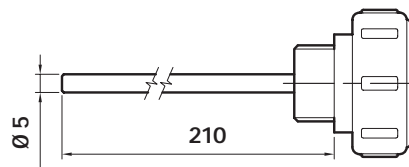
- 1 - Body: Nylon
- 2 - Cover: Nylon
- 3 - Seal: NBR
- 4 - Filter: Galvanised steel
- 5 - Anti-slosh feature: Nylon
- 6 - Dipstick: Phosphated steel

TSD****S

TSD****F



TSD****A



Size	A	Ø B	C	D	Ø E	Ø F	G
G16	G 3/8"	35	21	10	23	13,5	36
G20	G 1/2"	39	21	11	27	17,5	36
G26	G 3/4"	45	21	12	33	23,5	37
G33	G 1"	51	24,5	13	39	29,5	44
G42	G 1 1/4"	66	29,5	14	54	38	47
G48	G 1 1/2"	66	29,5	14	54	38	47

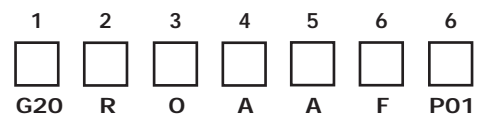
N.B. Seals thickness 2 mm.
Recommended tightening torque 10÷15 Nm.



Ordering information

Threaded
round
filler caps
TSD

Example: TSD



1 - Size

- G16 G 3/8"
- G20 G 1/2"
- G26 G 3/4"
- G33 G 1"
- G42 G 1 1/4"
- G48 G 1 1/2"

2 - Cover colour

- R Red
- Y Yellow

3 - Cover wording

- N Neutral
- O Oil
- G Gasoil

4 - Seal

- A NBR

5 - Filter

- A Steel
- O Without (for "Gasoil" only)

6 - Accessories

- S Without
- A Standard dipstick
- F Anti-slosh feature


7 - Options

- P01 MP Standard

Quantity per pack
Number of Parts

TSD	25
-----	----

Dimensions



TKM (Materials)

Body: Aluminium

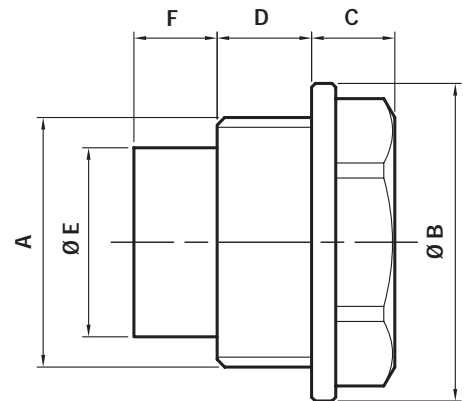
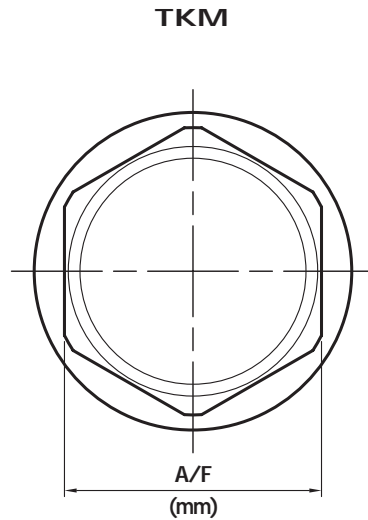
Seal: Inorganic fibre

Temperature

- from -25° to +100°C

Compatibility

- Only mineral oils to ISO 2943



Size	A	Ø B	C	D	Ø E	F	A/F (mm)
G13	G 1/4"	19	4,5	7	9,5	6	15
G16	G 3/8"	22	8	9	8	6	18
G20	G 1/2"	28	8	9	10	8	22
G26	G 3/4"	35	9	10	12	11	27
G33	G 1"	42	11	12,5	25	11	37

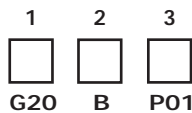
N.B. Seals thickness 2 mm.

Recommended tightening torque 10-15 Nm.

Ordering information

Threaded
round
plug
TKM

Example: TKM



1 - Size

G13	G 1/4"
G16	G 3/8"
G20	G 1/2"
G26	G 3/4"
G33	G 1"

2 - Seals

B	Inorganic fibre
---	-----------------

3 - Options

P01	MP Standard
-----	-------------