

Connect Under Pressure Threaded Flat Face Coupling



Flat Face: Threaded Coupling

Series: VP

Interchange: None

- Connect/disconnect with residual pressure up to 25 MPa/3625 psi
- Thread coupling system eliminates brinelling, premature leakage
- High working pressures: up to 40-60 MPa/5800-8700 psi
- Valve limits fluid movement during connection avoiding damage to other elements of circuit
- Low connection force required
- Safety auto-lock feature upon connecting

Fire Tested and Lloyd's Certified* in compliance with API 16D Test and EUB Directive 36.

*Lloyd's document available upon request

Overview

Stucchi VP series is the ultimate solution and most popular for hydraulic circuit applications subject to high pressure impulses, and circuits which experience high residual or trapped pressure in a line. The VP thread-to-connect design eliminates premature wear or brinelling associated with locking ball designs subjected to high impulse pressures. The patented internal valve allows connection and disconnection with high residual pressures. Flat face design avoids loss of hydraulic fluid during connection/disconnection. Flat face design is easy to clean, limiting contamination into the circuit.

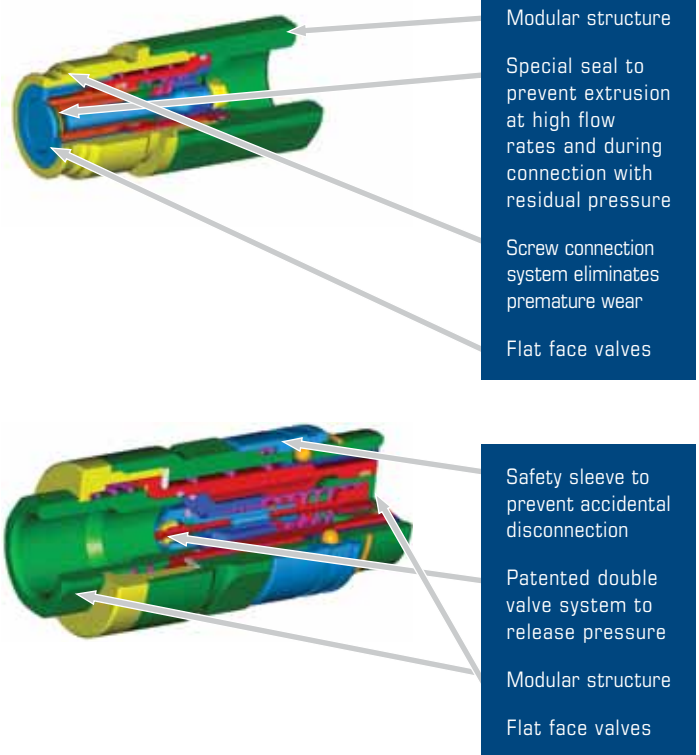
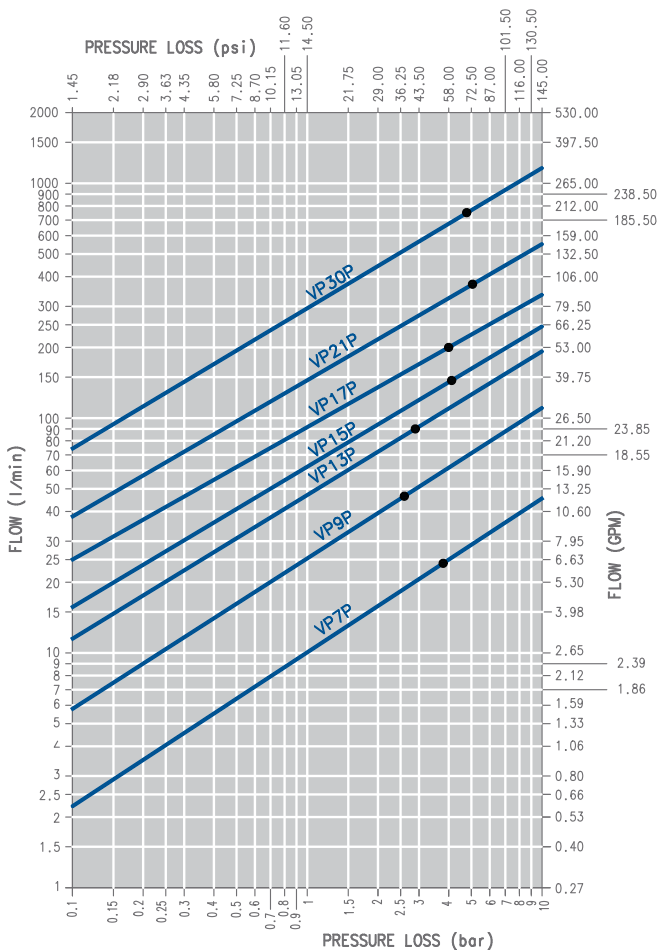
Applications & Features

- Excavators w/auxiliary line for attachments: thumbs, grapples, hammers
- Oil Field, well head drives, porta-power
- Cranes, drilling machines, all large equipment needing junction points in circuit
- All construction equipment applications with higher pressure requirements or issues of connecting/disconnecting tool attachments under residual pressure
- Connect/disconnect up to 25MPa/3625 psi residual pressure
- Save time changing tools



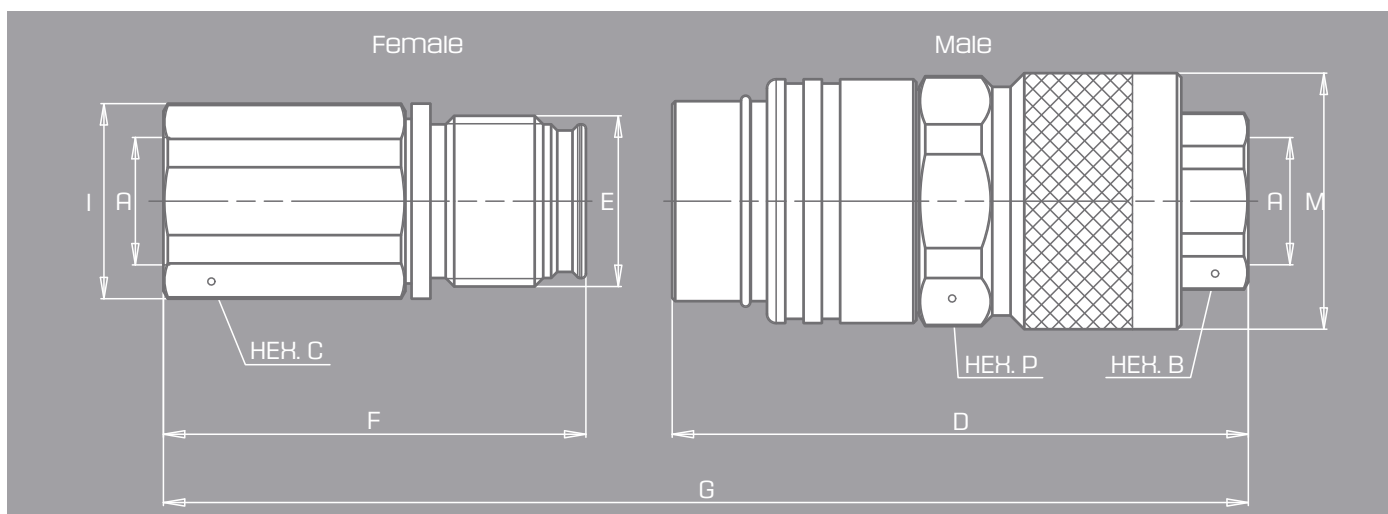
DESCRIPTION	SIZE	MAX. OPERATING PRESSURE COUPLED		BURST PRESSURE						MAX. RESIDUAL PRESSURE DURING CONNECTION		SPILLAGE*
				COUPLED		MALE		FEMALE				
		MPa	psi	MPa	psi	MPa	psi	MPa	psi	MPa	psi	
VP7	1/4	60	8700	150	21750	150	21750	126	18270	30	4350	0.012
VP9P	3/8	55	7975	140	20300	140	20300	100	14500	25	3625	0.040
VP13P	1/2	55	7975	140	20300	140	20300	100	14500	25	3625	0.025
VP15P	3/4	55	7975	140	20300	140	20300	100	14500	25	3625	0.033
VP17P	1	50	7250	125	18125	125	18125	100	14500	25	3625	0.018
VP21P	1 1/4	47	6815	120	17400	120	17400	80	11600	25	3625	0.060
VP30P	1 1/2	40	5800	110	15950	110	15950	80	11600	25	3625	0.200

* SPILLAGE IS AN INDICATIVE VALUE OF THE FLUID LOSS PER COUPLE-UNCUPLE CYCLE



Connect Under Pressure Threaded Flat Face Coupling

Flat Face: Threaded Connect Under Pressure



DESCRIPTION	BODY SIZE	A	UNIT	B	C	D	E	F	G	I	M	P	UNIT	WEIGHT	
														MALE	FEMALE
VP7	1/4	1/4	mm	22.0	27.0	85.3	M24X2	52.8	126.6	29.0	35.0	32.0	Kg	0.395	0.165
			inch	0.87	1.06	3.36		2.08	4.98	1.14	1.38	1.26		lb	0.87
VP9P	3/8	3/8	mm	27.0	30.0	94.5	M28X2	64.3	142.3	32.0	42.0	38.0	Kg	0.595	0.240
			inch	1.06	1.18	3.72		2.53	5.60	1.26	1.65	1.50		lb	1.31
VP9P	3/8	1/2	mm	27.0	30.0	94.5	M28X2	69.3	147.3	32.0	42.0	38.0	Kg	0.575	0.245
			inch	1.06	1.18	3.72		2.73	5.80	1.26	1.65	1.50		lb	1.27
VP13P	1/2	1/2	mm	36.0	36.0	110.0	M36X3	76.2	167.9	40.0	49.0	45.0	Kg	0.980	0.425
			inch	1.42	1.42	4.33		3.00	6.61	1.57	1.93	1.77		lb	2.16
VP13P	1/2	3/4	mm	36.0	36.0	110.0	M36X3	83.2	174.9	40.0	49.0	45.0	Kg	0.945	0.440
			inch	1.42	1.42	4.33		3.28	6.89	1.57	1.93	1.77		lb	2.08
VP15P	3/4	3/4	mm	36.0	41.0	110.0	M39X3	83.4	174.9	44.8	52.0	48.0	Kg	1.065	0.595
			inch	1.42	1.61	4.33		3.28	6.89	1.76	2.05	1.89		lb	2.35
VP17P	1	3/4	mm	46.0	46.0	127.1	M45X3	95.0	199.5	49.8	60.0	55.0	Kg	1.635	0.955
			inch	1.81	1.81	5.00		3.74	7.85	1.96	2.36	2.17		lb	3.60
VP17P	1	1	mm	46.0	46.0	127.1	M45X3	98.0	202.5	49.8	60.0	55.0	Kg	1.600	0.915
			inch	1.81	1.81	5.00		3.86	7.97	1.96	2.36	2.17		lb	3.53
VP21P	1 1/4	1	mm	55.0	55.0	137.0	M55X3	104.0	213.8	59.8	76.0	70.0	Kg	2.610	1.495
			inch	2.17	2.17	5.39		4.09	8.42	2.35	2.99	2.76		lb	5.75
VP21P	1 1/4	1 1/4	mm	55.0	55.0	137.0	M55X3	108.3	218.1	59.8	76.0	70.0	Kg	2.530	1.430
			inch	2.17	2.17	5.39		4.26	8.59	2.35	2.99	2.76		lb	5.58
VP30P	1 1/2	1 1/4	mm	65.0	65.0	174.7	M72X4	132.2	271.3	85.0	94.0	85.0	Kg	5.220	3.030
			inch	2.56	2.56	6.88		5.20	10.68	3.35	3.70	3.35		lb	11.51
VP30P	1 1/2	1 1/2	mm	65.0	65.0	174.7	M72X4	132.2	271.3	85.0	94.0	85.0	Kg	5.100	2.930
			inch	2.56	2.56	6.88		5.20	10.68	3.35	3.70	3.35		lb	11.24



VP NPT and SAE Thread_Flat Face Thread Coupling with High Residual Pressure | Auto Lock

PART	BODY SIZE	PORT SIZE	THREAD TYPE	ORDER CODE	PART DESCRIPTION
VP NPT THREAD					
COUPLER	1/4	1/4	NPT	801901004	F. VP 7P 1/4 NPT
NIPPLE	1/4	1/4	NPT	801901005	M. VP 7P 1/4 NPT
COUPLER	3/8	3/8	NPT	801901010	F. VP 9P 3/8 NPT
NIPPLE	3/8	3/8	NPT	801901011	M. VP 9P 3/8 NPT
COUPLER	3/8	1/2	NPT	801901000	F. VP 9P 1/2 NPT
NIPPLE	3/8	1/2	NPT	801901001	M. VP 9P 1/2 NPT
COUPLER	1/2	1/2	NPT	801901006	F. VP 13P 1/2 NPT
NIPPLE	1/2	1/2	NPT	801901007	M. VP 13P 1/2 NPT
COUPLER	1/2	3/4	NPT	801901008	F. VP 13P 3/4 NPT
NIPPLE	1/2	3/4	NPT	801901009	M. VP 13P 3/4 NPT
COUPLER	3/4	3/4	NPT	801901002	F. VP 15P 3/4 NPT
NIPPLE	3/4	3/4	NPT	801901003	M. VP 15P 3/4 NPT
COUPLER	1	1	NPT	801901012	F. VP 17P 1 NPT
NIPPLE	1	1	NPT	801901013	M. VP 17P 1 NPT
COUPLER	1 1/4	1 1/4	NPT	801901014	F. VP 21P 114 NPT
NIPPLE	1 1/4	1 1/4	NPT	801901015	M. VP 21P 114 NPT
COUPLER	1 1/2	1 1/2	NPT	801901016	F. VP 30P 112 NPT
NIPPLE	1 1/2	1 1/2	NPT	801901017	M. VP 30P 112 NPT
VP SAE THREAD					
COUPLER	3/8	3/8	SAE	807304020	F. VP 9P 3/8 SAE
NIPPLE	3/8	3/8	SAE	807304021	M. VP 9P 3/8 SAE
COUPLER	1/2	1/2	SAE	807304022	F. VP 13P 1/2 SAE
NIPPLE	1/2	1/2	SAE	807304023	M. VP 13P 1/2 SAE
COUPLER	1/2	3/4	SAE	807304008	F. VP 13P 3/4 SAE
NIPPLE	1/2	3/4	SAE	807304009	M. VP 13P 3/4 SAE
COUPLER	3/4	3/4	SAE	807304010	F. VP 15P 3/4 SAE
NIPPLE	3/4	3/4	SAE	807304011	M. VP 15P 3/4 SAE
COUPLER	1	1	SAE	807304012	F. VP 17P 1 SAE
NIPPLE	1	1	SAE	807304013	M. VP 17P 1 SAE
COUPLER	1 1/4	1 1/4	SAE	807304014	F. VP 21P 114 SAE
NIPPLE	1 1/4	1 1/4	SAE	807304015	M. VP 21P 114 SAE
COUPLER	1 1/2	1 1/2	SAE	807304016	F. VP 30P 112 SAE
NIPPLE	1 1/2	1 1/2	SAE	807304017	M. VP 30P 112 SAE



COUPLER



NIPPLE