

# VD Series Screw Poppet Interchange



COMING SOON



## Stucchi: VD Series

### Series: VD European Screw Coupler

Available from size 1/4 to 1 1/4 inch to cover the various fields of hydraulic applications. The series VD couplings are mostly used in mobile crane, vibratory hammer, oil patch and industrial plant applications.

Screw-on system ensures connection with some residual pressure

- Friction ring to prevent accidental disconnection
- Hardened valve bodies for impulse applications
- Interchangeable with the German market
- O-ring connected marker is highly visible during connection and helps to keep containments out of the threads while connected

### Overview



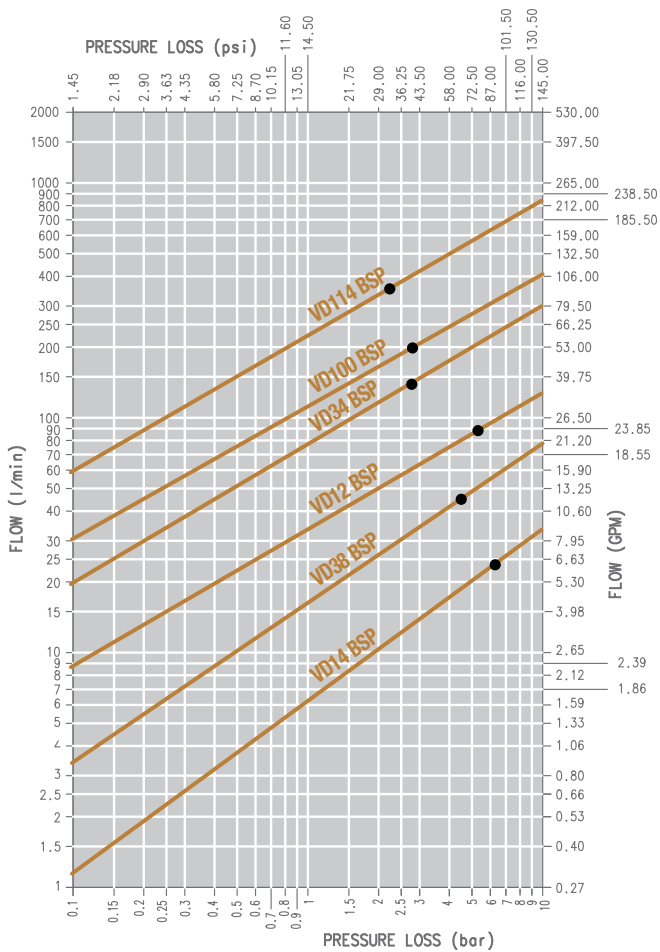
Due to their rugged design, VD series couplings are particularly well suited for heavy-duty service conditions making them one of the most popular designs in Europe. The VD coupler is a durable product using a poppet style valve for the sealing mechanism and threads as the mechanical connection. Highly versatile design is ideally suited for hydraulic systems experiencing pressure spikes or impulses.

### Technical Characteristics

- Coupling body: zinc plated steel
- Nipple is zinc plated hardened steel
- Seals: Nitrile
- Anti-extrusion rings are Teflon
- Internal components purposely designed to reduce turbulence
- Wide range of ports on request
- Metal shoulder to protect the o-ring seal on female coupling
- Screw-on system ensures connection under residual pressure

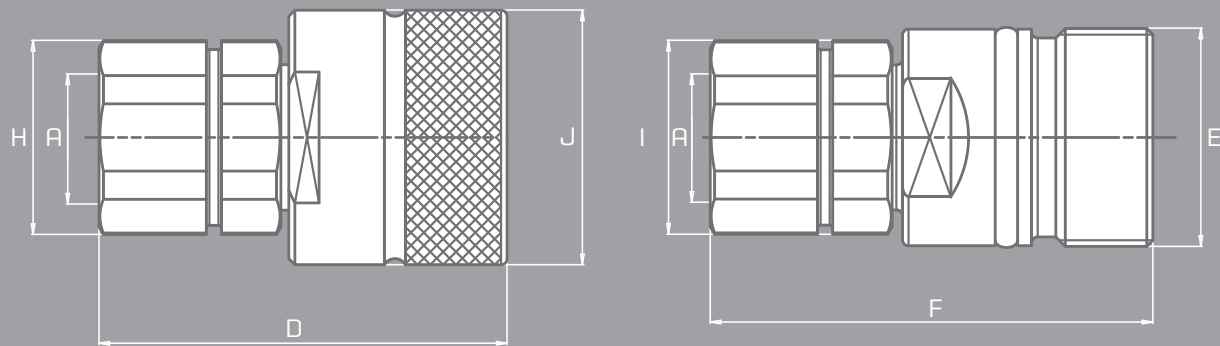


DESCRIPTION	SIZE	MAX. WORKING PRESSURE CONNECTED	
		MPa	psi
VD14	1/4	45	6527
VD38	3/8	45	6527
VD12	1/2	40	5801
VD34	3/4	40	5801
VD100	1	30	4351
VD114	1 1/4	30	4351



# VD Series Screw Poppet Interchange

## Misc: VD Series Size Diagram



DESCRIPTION	BODY SIZE	A	DIMENSION	D	E	F	H	I	J
VD38	3/8	3/8	mm	60.7	28	63.3	24	24	34
			inch	2.39	1.1	2.49	0.94	0.94	1.34
VD12	1/2	1/2	mm	67.3	36	73	32	32	42
			inch	2.65	1.42	2.87	1.26	1.26	1.65
VD34	3/4	3/4	mm	72.5	42	82	40	40	48
			inch	2.85	1.65	3.23	1.57	1.57	1.89
VD100	1	1	mm	82.5	48	99	45	45	55
			inch	3.25	1.89	3.9	1.77	1.77	2.17



**VD DIN Thread\_SCHOTT (DIN Bulkhead) | Screw Poppet Interchange**

PART	BODY SIZE	THREAD TYPE	PORT SERIES	TUBE OD	THREAD SIZE	ORDER CODE	DESCRIPTION
<b>VD DIN THREAD</b>							
COUPLER	1/2	DIN	FEMALE	22	M22X1.5	809512000	INN. F. VD12 M22X1.5
NIPPLE	1/2	DIN	FEMALE	22	M22X1.5	809512001	INN. M. VD12 M22X1.5
COUPLER	1/2	DIN	L	12	M 18X1.5	809508000	INN. F. VD12 L12
NIPPLE	1/2	DIN	L	12	M 18X1.5	809508001	INN. M. VD12 L12
COUPLER	1/2	DIN	L	15	M 22X1.5	809508004	INN. F. VD12 L15
NIPPLE	1/2	DIN	L	15	M 22X1.5	809508005	INN. M. VD12 L15
COUPLER	1/2	DIN	L	18	M 26X1.5	809508008	INN. F. VD12 L18
NIPPLE	1/2	DIN	L	18	M 26X1.5	809508009	INN. M. VD12 L18
COUPLER	1/2	DIN	L	12	M 18X1.5 SCHOTT	809510000	INN. F. VD12 L12 SCHOTT
NIPPLE	1/2	DIN	L	12	M 18X1.5 SCHOTT	809510001	INN. M. VD12 L12 SCHOTT
COUPLER	1/2	DIN	L	15	M 22X1.5 SCHOTT	809510004	INN. F. VD12 L15 SCHOTT
NIPPLE	1/2	DIN	L	15	M 22X1.5 SCHOTT	809510005	INN. M. VD12 L15 SCHOTT
COUPLER	3/4	DIN	S	16	M 24X1.5	809509014	INN. F. VD34 S16
NIPPLE	3/4	DIN	S	16	M 24X1.5	809509015	INN. M. VD34 S16
COUPLER	3/4	DIN	S	16	M 24X1.5 SCHOTT	809511014	INN. F. VD34 S16 SCHOTT
COUPLER	3/4	DIN	S	20	M 30X1.5 SCHOTT	809511016	INN. F. VD34 S20 SCHOTT
NIPPLE	3/4	DIN	S	20	M 30X1.5 SCHOTT	809511017	INN. M. VD34 S20 SCHOTT
COUPLER	3/4	DIN	FEMALE	22	M 22X1.5	809512002	INN. F. VD34 M22X1.5
NIPPLE	3/4	DIN	FEMALE	22	M 22X1.5	809512003	INN. M. VD34 M22X1.5
COUPLER	1	DIN	S	20	M 30X2	809509018	INN. F. VD100 S20
NIPPLE	1	DIN	S	20	M 30X2	809509019	INN. M. VD100 S20
COUPLER	1	DIN	S	25	M 36X2	809509020	INN. F. VD100 S25
NIPPLE	1	DIN	S	25	M 36X2	809509021	INN. M. VD100 S25
COUPLER	1	DIN	S	30	M 42X2	809509022	INN. F. VD100 S30
NIPPLE	1	DIN	S	30	M 42X2	809509023	INN. M. VD100 S30
COUPLER	1	DIN	S	20	M 30X2 SCHOTT	809511018	INN. F. VD100 S20 SCHOTT
NIPPLE	1	DIN	S	20	M 30X2 SCHOTT	809511019	INN. M. VD100 S20 SCHOTT
COUPLER	1	DIN	S	25	M 36X2 SCHOTT	809511020	INN. F. VD100 S25 SCHOTT
NIPPLE	1	DIN	S	25	M 36X2 SCHOTT	809511021	INN. M. VD100 S25 SCHOTT
COUPLER	1	DIN	S	30	M 42X2 SCHOTT	809511022	INN. F. VD100 S30 SCHOTT
NIPPLE	1	DIN	S	30	M 42X2 SCHOTT	809511023	INN. M. VD100 S30 SCHOTT
COUPLER	1	DIN	S	38	M 52X2 SCHOTT	809511024	INN. F. VD100 S38 SCHOTT
COUPLER	1 1/4	DIN	S	38	M 52X2	809509028	INN. F. VD114 S38
NIPPLE	1 1/4	DIN	S	38	M 52X2	809509029	INN. M. VD114 S38
COUPLER	1 1/4	DIN	S	38	M 52X2 SCHOTT	809511028	INN. F. VD114 S38 SCHOTT
NIPPLE	1 1/4	DIN	S	38	M 52X2 SCHOTT	809511029	INN. M. VD114 S38 SCHOTT



COUPLER



NIPPLE

# VD Series Screw Poppet Interchange

## VD BSP and NPT Thread\_Screw Poppet Interchange



COUPLER



NIPPLE

PART	BODY SIZE	THREAD TYPE	THREAD SIZE	PORT THREAD	ORDER CODE	DESCRIPTION
<b>VD BSP THREAD</b>						
COUPLER	3/8	BSP	1/4	1/4-9	809500008	INN. F. VD38 1/4 BSP
NIPPLE	3/8	BSP	1/4	1/ -9	809500009	INN. M. VD38 1/4 BSP
COUPLER	3/8	BSP	3/8	3/8-19	809500010	INN. F. VD38 3/8 BSP
NIPPLE	3/8	BSP	3/8	3/8-19	809500011	INN.M VD38 3/8 BSP
COUPLER	3/8	BSP	3/8	3/8-19	809500012	F. VD38 3/8 BSP EST DIN3852-2-A
NIPPLE	3/8	BSP	3/8	3/8-19	809500013	M. VD38 3/8 BSP EST DIN3852-2-A
COUPLER	1/2	BSP	3/8	3/8-19	809500000	INN. F. VD12 3/8 BSP
NIPPLE	1/2	BSP	3/8	3/8-19	809500001	INN. M. VD12 3/8 BSP
COUPLER	1/2	BSP	1/2	1/2-4	809500002	INN. F. VD12 1/2 BSP
NIPPLE	1/2	BSP	1/2	1/2-4	809500003	INN. M. VD12 1/2 BSP
COUPLER	1/2	BSP	1/2	1/2-4	809500004	INN. F. VD12 1/2 BSP EST
NIPPLE	1/2	BSP	1/2	1/2-4	809500005	INN. M. VD12 1/2 BSP EST
COUPLER	3/4	BSP	1/2	1/2-4	809500014	INN. F. VD34 1/2 BSP
NIPPLE	3/4	BSP	1/2	1/2-4	809500015	INN. M. VD34 1/2 BSP
COUPLER	3/4	BSP	3/4	3/4-14	809500016	INN. F. VD34 3/4 BSP
NIPPLE	3/4	BSP	3/4	3/4-14	809500017	INN. M. VD34 3/4 BSP
COUPLER	1	BSP	3/4	3/4-14	809500018	INN. F. VD100 3/4 BSP
NIPPLE	1	BSP	3/4	3/4-14	809500019	INN. M. VD100 3/4 BSP
COUPLER	1	BSP	1	1-11	809500020	INN. F. VD100 1 BSP
NIPPLE	1	BSP	1	1-11	809500021	INN. M. VD100 1 BSP
COUPLER	1 1/4	BSP	1 1/4	1 1/4-11	809500022	INN. F. VD114 1-1/4 BSP
NIPPLE	1 1/4	BSP	1 1/4	1 1/4-11	809500023	INN. M. VD114 1-1/4 BSP
COUPLER	1 1/4	BSP	1-1/2	1 1/2-11	809500024	INN. F. VD114 1-1/2 BSP
NIPPLE	1 1/4	BSP	1-1/2	1 1/2-11	809500025	INN. M. VD114 1-1/2 BSP
<b>VD NPT THREAD</b>						
COUPLER	3/8	NPT	1/4	1/4-18	809501008	INN. F. VD38 1/4 NPT
NIPPLE	3/8	NPT	1/4	1/4-18	809501009	INN. M. VD38 1/4 NPT
COUPLER	3/8	NPT	3/8	3/8-18	809501010	INN. F. VD38 3/8 NPT
NIPPLE	3/8	NPT	3/8	3/8-18	809501011	INN. M. VD38 3/8 NPT
COUPLER	1/2	NPT	3/8	3/8-18	809501000	INN. F. VD12 3/8 NPT
NIPPLE	1/2	NPT	3/8	3/8-18	809501001	INN. M. VD12 3/8 NPT
COUPLER	1/2	NPT	1/2	1/2-14	809501002	INN. F. VD12 1/2 NPT
NIPPLE	1/2	NPT	1/2	1/2-14	809501003	INN. M. VD12 1/2 NPT
COUPLER	3/4	NPT	1/2	1/2-14	809501014	INN. F. VD34 1/2 NPT
NIPPLE	3/4	NPT	1/2	1/2-14	809501015	INN. M. VD34 1/2 NPT
COUPLER	3/4	NPT	3/4	3/4-14	809501016	INN. F. VD34 3/4 NPT
NIPPLE	3/4	NPT	3/4	3/4-14	809501017	INN. M. VD34 3/4 NPT
COUPLER	1	NPT	3/4	3/4-14	809501018	INN. F. VD100 3/4 NPT
NIPPLE	1	NPT	3/4	3/4-14	809501019	INN. M. VD100 3/4 NPT
COUPLER	1	NPT	1	1-11 1/2	809501020	INN. F. VD100 1 NPT
NIPPLE	1	NPT	1	1-11 1/2	809501021	INN. M. VD100 1 NPT
COUPLER	1 1/4	NPT	1 1/4	1 1/4-11 1/2	809501022	INN. F. VD114 1-1/4 NPT
NIPPLE	1 1/4	NPT	1 1/4	1 1/4-11 1/2	809501023	INN. M. VD114 1-1/4 NPT
COUPLER	1 1/4	NPT	1-1/2	1 1/2-11 1/2	809501024	INN. F. VD114 1-1/2 NPT
NIPPLE	1 1/4	NPT	1-1/2	1 1/2-11 1/2	809501025	INN. M. VD114 1-1/2 NPT