

Flat Face Coupling 10,000 Working Pressure



10,000 Working Pressure

Series: A-HP

Interchange: None Proprietary Coupling

General data: HP is the Stucchi solution to high pressure leak-free applications with a 10,000 psi working pressure.

Features Include:

- Auto lock sleeve to eliminate accidental disconnection
- Does not interchange with lower pressure couplings to avoid misuse
- Color coded identification option available upon request (see inset photo)



Overview

The Stucchi HP series offers a patented safety system to prevent accidental disconnection. This patented sleeve system automatically rotates the sleeve when connected, engaging the safety lock mechanism. To disconnect: the coupler sleeve must be turned and aligned between the release notch and locking pin. A simple yet highly effective safety system.

Applications

- Emergency cutting tools
- Hydraulic wrenches, tools

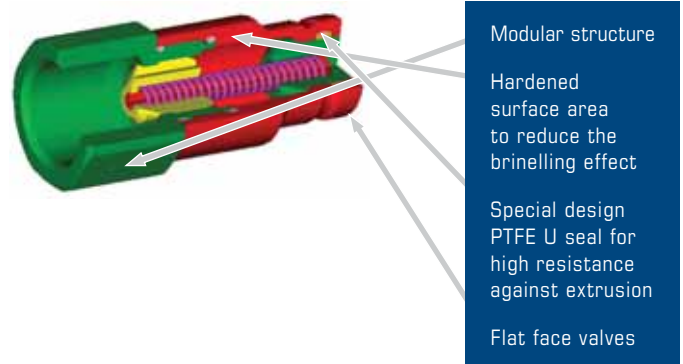
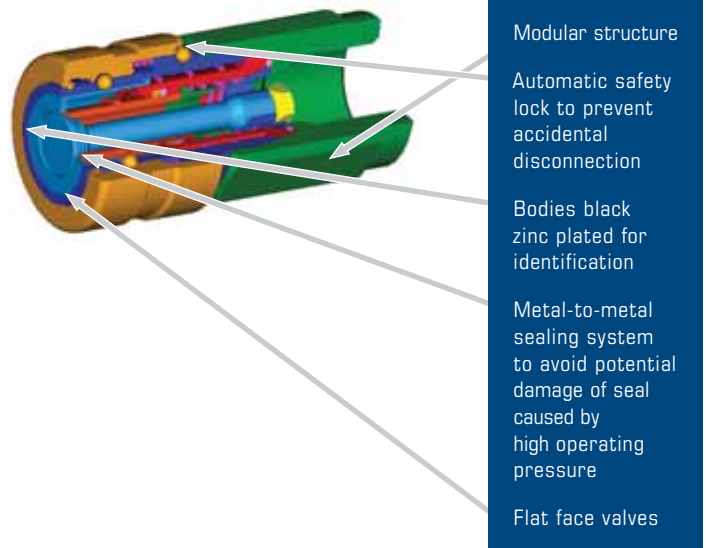
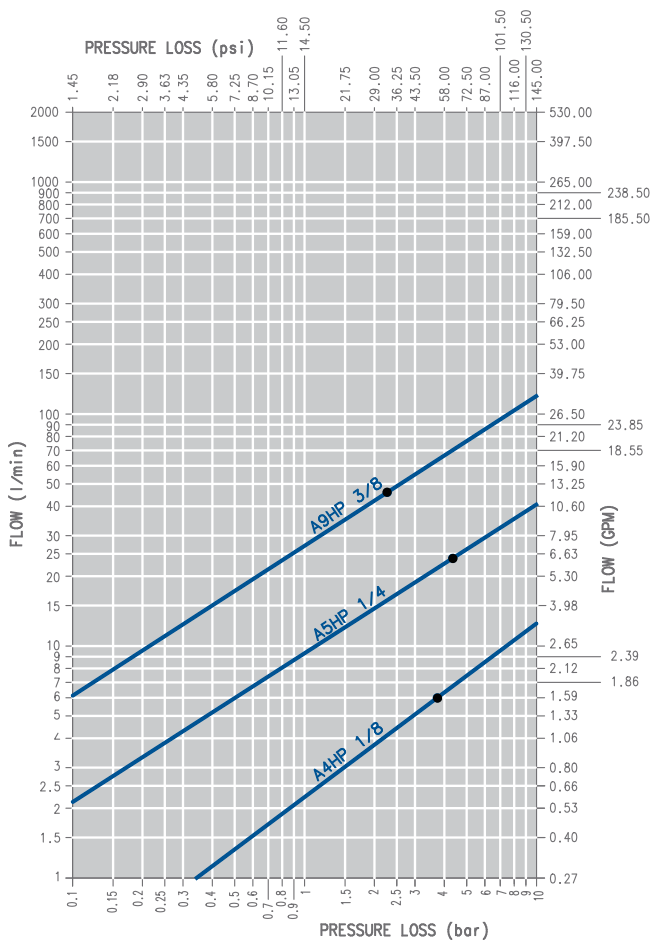
Advantages

- Locking sleeve eliminates accidental disconnection
- Low pressure drop
- No air inclusion during connection
- Flat face design limits leakage
- Easy to clean, eliminate contamination of hydraulic circuit
- Bi-directional flow
- Seals: Nitrile o-ring with anti-extrusion rings in specially shaped Teflon (PTFE)



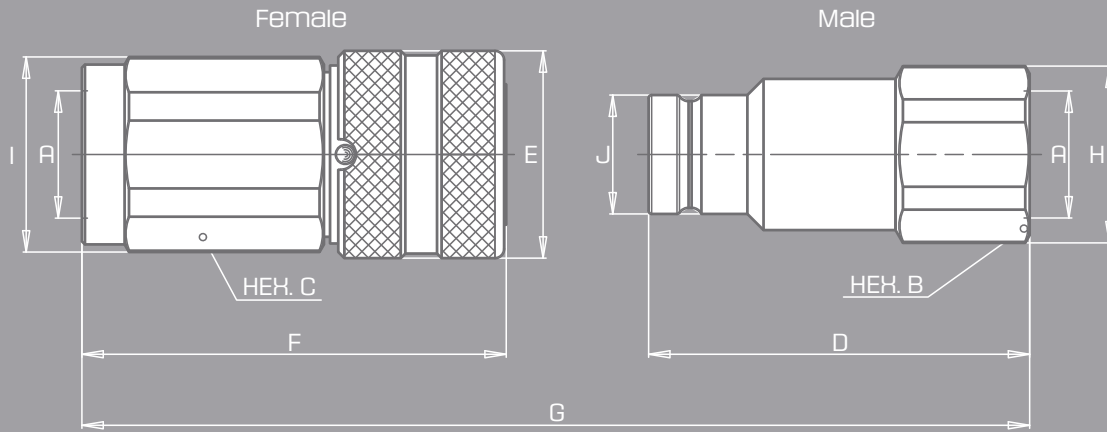
| DESCRIPTION | SIZE | MAX. OPERATING PRESSURE COUPLED | | BURST PRESSURE | | | | | | SPILLAGE* |
|-------------|------|---------------------------------|-------|----------------|-------|------|-------|--------|-------|-----------|
| | | | | COUPLED | | MALE | | FEMALE | | |
| | | MPa | psi | MPa | psi | MPa | psi | MPa | psi | ml |
| A4HP | 1/8 | 72 | 10440 | 160 | 23200 | 160 | 23200 | 160 | 23200 | 0.040 |
| A5HP | 1/4 | 72 | 10440 | 200 | 29000 | 200 | 29000 | 150 | 21750 | 0.020 |
| A9HP | 3/8 | 72 | 10440 | 180 | 26100 | 200 | 29000 | 125 | 18125 | 0.020 |

* SPILLAGE IS AN INDICATIVE VALUE OF THE FLUID LOSS PER COUPLE-UNCUPLE CYCLE



Flat Face Coupling 10,000 Working Pressure

Flat Face: 10,000 Working Pressure Size Diagram



| DESCRIPTION | BODY SIZE | A | UNIT | B | C | D | E | F | G | H | I | J | UNIT | WEIGHT | |
|-------------|-----------|-----|------|------|------|------|------|------|-------|------|------|------|------|--------|--------|
| | | | | | | | | | | | | | | MALE | FEMALE |
| A4HP | 1/8 | 1/8 | mm | 17.0 | 17.0 | 36.2 | 22.0 | 44.0 | 72.3 | 18.5 | 21.8 | 12.0 | Kg | 0.041 | 0.090 |
| | | | inch | 0.67 | 0.67 | 1.43 | 0.87 | 1.73 | 2.85 | 0.73 | 0.86 | 0.47 | lb | 0.09 | 0.20 |
| A5HP | 1/4 | 1/4 | mm | 22.0 | 22.0 | 47.9 | 29.0 | 58.0 | 94.9 | 23.8 | 29.0 | 16.5 | Kg | 0.090 | 0.205 |
| | | | inch | 0.87 | 0.87 | 1.89 | 1.14 | 2.28 | 3.74 | 0.94 | 1.14 | 0.65 | lb | 0.20 | 0.45 |
| A5HP | 1/4 | 3/8 | mm | 24.0 | 24.0 | 54.9 | 29.0 | 60.0 | 103.9 | 26.0 | 29.0 | 16.5 | Kg | 0.107 | 0.209 |
| | | | inch | 0.94 | 0.94 | 2.16 | 1.14 | 2.36 | 4.09 | 1.02 | 1.14 | 0.65 | lb | 0.24 | 0.46 |
| A9HP | 3/8 | 3/8 | mm | 27.0 | 30.0 | 60.0 | 34.0 | 64.6 | 108.8 | 29.0 | 32.0 | 19.5 | Kg | 0.153 | 0.322 |
| | | | inch | 1.06 | 1.18 | 2.36 | 1.34 | 2.54 | 4.28 | 1.14 | 1.26 | 0.77 | lb | 0.34 | 0.71 |
| A9HP | 3/8 | 1/2 | mm | 27.0 | 30.0 | 62.5 | 34.0 | 69.6 | 116.3 | 29.0 | 32.0 | 19.5 | Kg | 0.144 | 0.308 |
| | | | inch | 1.06 | 1.18 | 2.46 | 1.34 | 2.74 | 4.58 | 1.14 | 1.26 | 0.77 | lb | 0.32 | 0.68 |



COUPLER



NIPPLE

A-HP Female NPT Thread_ ISO 16028

| PART | BODY SIZE | PORT SIZE | THREAD TYPE | ORDER CODE | PART DESCRIPTION |
|---------|-----------|-----------|-------------|------------|------------------|
| COUPLER | 1/8 | 1/8 | FEMALE NPT | 801601014 | F. A4 HP 1/8 NPT |
| NIPPLE | 1/8 | 1/8 | FEMALE NPT | 801601015 | M. A4 HP 1/8 NPT |
| COUPLER | 1/4 | 1/4 | FEMALE NPT | 801601004 | F. A5 HP 1/4 NPT |
| NIPPLE | 1/4 | 1/4 | FEMALE NPT | 801601005 | M. A5 HP 1/4 NPT |
| COUPLER | 1/4 | 3/8 | FEMALE NPT | 801601008 | F. A5 HP 3/8 NPT |
| NIPPLE | 1/4 | 3/8 | FEMALE NPT | 801601009 | M. A5 HP 3/8 NPT |
| COUPLER | 3/8 | 3/8 | FEMALE NPT | 801601010 | F. A9 HP 3/8 NPT |
| NIPPLE | 3/8 | 3/8 | FEMALE NPT | 801601011 | M. A9 HP 3/8 NPT |
| COUPLER | 3/8 | 1/2 | FEMALE NPT | 801601012 | F. A9 HP 1/2 NPT |
| NIPPLE | 3/8 | 1/2 | FEMALE NPT | 801601013 | M. A9 HP 1/2 NPT |